

Tigrinya Typing Table




ቤተሰብ	ግዕዝ	ካዕብ	ሣልስ	ራብዕ	ኃምስ	ሳድስ	ሳብዕ	ዘመደ-ግዕዝ	ዘመደ-ካዕብ	ዘመደ-ሣልስ	ዘመደ-ራብዕ	ዘመደ-ኃምስ
ሆይ	ሀ he	ሁ hu	ሂ hi	ሃ ha	ሄ hie	ህ h	ሆ ho					
ላዊ	ለ le	ሉ lu	ሊ li	ላ la	ሌ lie	ል l	ሎ lo				ሏ lua	
ሐውት	ሐ He	ሑ Hu	ሐ. Hi	ሐ Ha	ሑ Hie	ሕ H	ሐ Ho				ሐ. Hua	
ማይ	መ me	ሙ mu	ሚ mi	ማ ma	ሚ mie	ም m	ሞ mo				ሚ mua	
ርእስ	ረ re	ሩ ru	ሪ ri	ራ ra	ራ rie	ር r	ሮ ro				ሩ rua	
ሳት	ሰ se	ሱ su	ሲ si	ሳ sa	ሴ sie	ስ s	ሶ so				ሲ sua	
ኻ-ሳት	ሸ xe	ሹ xu	ሺ xi	ኻ xa	ኼ xie	ኸ x	ኾ xo				ኺ xua	
ቃፍ	ቀ qe	ቁ qu	ቂ qi	ቃ qa	ቄ qie	ቅ q	ቆ qo	ቁ que	ቀ. qui	ቀ. quu	ቀ qua	ቀ quie
ቃ-ቃፍ	ቐ Qe	ቑ Qu	ቒ Qi	ቃ Qa	ቄ Qie	ቅ Q	ቆ Qo	ቁ Que	ቀ. Quu	ቀ. Qui	ቀ Qua	ቀ Quie
ቤት	በ be	ቡ bu	ቢ bi	ባ ba	ቤ bie	ብ b	ቦ bo				ቢ bua	
ቪ-ቤት	ቨ ve	ቩ vu	ቪ vi	ቫ va	ቬ vie	ቭ v	ቮ vo				ቪ vua	
ታው	ተ te	ቱ tu	ቲ ti	ታ ta	ቲ tie	ት t	ቶ to				ተ tua	
ቻ-ታው	ቸ ce	ቹ cu	ቺ ci	ቻ ca	ቼ cie	ች c	ቾ co				ቻ cua	
ነሐስ	ነ ne	ኑ nu	ኒ ni	ና na	ኔ nie	ን n	ኖ no				ኒ nua	
ኛ-ነሐስ	ኘ Ne	ኙ Nu	ኚ Ni	ኛ Na	ኜ Nie	ኝ N	ኞ No				ኚ Nua	
አልፍ	አ a	ሀ u	ሂ i	ሃ ea	ሄ ie	ህ e	ሆ o					
ካፍ	ከ ke	ኩ ku	ኪ ki	ካ ka	ኬ kie	ክ k	ኮ ko	ኩ kue	ኩ. kui	ኩ. kuu	ኩ kua	ኩ kuie
ኻ-ካፍ	ኸ Ke	ኹ Ku	ኺ Ki	ኻ Ka	ኼ Kie	ኸ K	ኾ Ko	ኹ Kue	ኹ. Kuu	ኹ. Kui	ኹ Kua	ኹ Kuie
ወዌ	ወ we	ዉ wu	ዊ wi	ዋ wa	ዌ wie	ወ w	ዐ wo					

ዐይን	ዐ aaa	ዑ uu	ዒ ii	ዓ aa	ዔ iie	ዕ ee	ዖ oo					
ዘይ	ዘ ze	ዙ zu	ዚ zi	ዛ za	ዞ zie	ዝ z	ዞ zo				ዟ zua	
ዠ-ዘይ	ዠ Ze	ዡ Zu	ዢ Zi	ዣ Za	ዤ Zie	ዥ Z	ዦ Zo				ዧ Zua	
የመነ	የ ye	ዩ yu	ይ yi	ያ ya	ዮ yie	ዿ y	ዾ yo					
ድንት	ደ de	ዱ du	ዲ di	ዳ da	ዴ die	ድ d	ዶ do				ዸ dua	
ጅ- ድንት	ጅ je	ጆ ju	ጇ ji	ገ ja	ገጅ jie	ገ j	ገዐ jo				ገጅ jua	
ገምል	ገ ge	ጉ gu	ጊ gi	ጋ ga	ጌ gie	ግ g	ገዐ go	ጉ gue	ጊ gui	ጊ guu	ገ gua	ጊ guie
ጠይት	ጠ Te	ጡ Tu	ጢ Ti	ጣ Ta	ጤ Tie	ጥ T	ጦ To				ጧ Tua	
ጨ- ጠይት	ጨ Ce	ጨጅ Cu	ጨጊ Ci	ጨጋ Ca	ጨጌ Cie	ጨግ C	ጨገ Co				ጨገ Cua	
ጰይት	ጰ Pe	ጱ Pu	ጲ Pi	ጳ Pa	ጴ Pie	ጵ P	ጶ Po				ጷ Pua	
ጸይይ	ጸ Se	ጹ Su	ጺ Si	ጻ Sa	ጼ Sie	ጽ S	ጾ So				ጿ Sua	
አፍ	ፈ fe	ፋ fu	ፊ fi	ፋ fa	ፌ fie	ፍ f	ፎ fo				ፋ fua	
ጥሳ	ጥ pe	ፑ pu	ፒ pi	ፓ pa	ፔ pie	ፕ p	ፖ po				ፕ pua	
	:	፡፡	፣	፤፤	፡፡፡	፡-፡	፡፡			'	,	;
	,	::	;	::	,,,	:-	??			'	,	;
	፩	፪	፫	፬	፭	፮	፯	፰	፱			
	'1	'2	'3	'4	'5	'6	'7	'8	'9			
	፲	፳	፴	፵	፶	፷	፸	፹	፺	፻	፲፫	፳፻
	'10	'20	'30	'40	'50	'60	'70	'80	'90	'100	'1000	'10000

Typing all languages

Since the creation of the Unicode system for Ethiopic many letters have become available on the computer. Unicode defines 461 letters for Ethiopic writing in many languages. This is too many letters for Tigrinya so to avoid typing unexpected letters they are not allowed in the Tigrinya keyboard. However, on the occasion that you need to type Ethiopic letters outside of Tigrinya, you can do so with the “Unicode Keyboard”.

There are two ways to start the Unicode keyboard:

1. Type Ctrl + Alt + Y this should make the  icon appear in your task bar and the Unicode keyboard is ready.
2. Click on the  icon in your task bar then select the  icon and the Unicode keyboard is ready.

The typing for letters of other languages are now shown:

Ge'ez

ሠ	ሡ	ሢ	ሣ	ሤ	ሥ	ሦ				ሠ	
sse	ssu	ssi	ssa	ssie	ss	ssu				ssua	
ኀ	ኁ	ኂ	ኃ	ኄ	ኅ	ኆ	ኇ	ኈ	኉	ኊ	ኋ
hhe	hhu	hhi	hha	hhie	hh	hho	hue	hui	hhu	hua	huie
ፀ	ፁ	ፊ	ፋ	ፅ	ፈ	ፉ					
SSe	SSu	SSi	SSa	SSie	SS	SSo					

Zaima Notation

ይዘት	ደረት	ርክርክ	ኅጺር፡ ርክርክ	ድፋት	ቅናት	ጭረት	ሒደት	ቁርጥ
.	፡	፤	፥	፫	፬	፭	፮	፯
_1	_2	_3	_4	_5	_6	_7	_8	_0

Punctuation

፥	፫	፭
?	:+	:#

Ge'ez numbers can also be typed with the Unicode keyboard without requiring the typing of a ' before a number. This way is a little easier than typing numbers from the Blin keyboard.

Awngi/Blin/Kayla/Kufal/Quara/Qimant/Xamtanga

ገ	ጊ	ጋ	ገ	ጊ	ግ	ግ
Ge	Gu	Gi	Ga	Gie	G	Go
ገ	ጊ	ጋ	ገ	ጊ		
Gue	Guu	Gui	Gua	Guie		

Bench

ጸ	ጸ	ጸ	ጸ	ጸ	ጸ	ጸ
xxe	xxu	xxi	xxa	xxie	xx	xxo
ጸ	ጸ	ጸ	ጸ	ጸ	ጸ	ጸ
cce	ccu	cci	cca	ccie	cc	cco
ጸ	ጸ	ጸ	ጸ	ጸ	ጸ	ጸ
ZZe	ZZu	ZZi	ZZa	ZZie	ZZ	ZZo
ጸጸ	ጸጸ	ጸጸ	ጸጸ	ጸጸ	ጸጸ	ጸጸ
CCe	CCu	CCi	CCa	CCie	CC	CCo

Me'en/Mursi/Suri/Dizi

ሀ	ሀ	ሀ	ሀ	ሀ	ሀ	ሀ	ሀ	ሀ	ሀ	ሀ	ሀ	ሀ	ሀ
hoa	loa	moa	roa	soa	xoa	qoa	boa	toa	coa	hhoa	noa	Noa	oa
ሀ	ሀ	ሀ	ሀ	ሀ	ሀ	ሀ	ሀ	ሀ	ሀ	ሀ	ሀ	ሀ	ሀ
koa	woa	zoa	yoa	doa	Doa	joa	goa	Toa	Coa	Poa	SSoa	poa	

Me'en/Mursi/Suri/Dizi & Historical Oromo/Sidama

ደ	ደ	ደ	ደ	ደ	ደ	ደ	ደ
De	Du	Di	Da	Die	D	Do	Dua

Sebatbeit

ቆ	ቆ	ቆ	ቆ	ቆ	ቆ	ቆ
qye	qyu	qye	qye	qye	qye	qyo
ኸ	ኸ	ኸ	ኸ	ኸ	ኸ	ኸ
kye	kyu	kyi	kya	kyie	ky	kyo
ኸ	ኸ	ኸ	ኸ	ኸ	ኸ	ኸ
Kye	Kyu	Kyi	Kye	Kyie	Ky	Kyo
ኸ	ኸ	ኸ	ኸ	ኸ	ኸ	ኸ
gye	gyu	gyi	gya	gyie	gy	gyo



ሙ
mue
ቡ
bue
ፊ
fue
ፑ
pue

ሙ
mui
ቡ
mue
ፊ
fue
ፑ
pue

ሙ	ሙ
muie	muu
ቡ	ቡ
buie	buu
ፊ	ፊ
fuie	fuu
ፑ	ፑ
puie	puu

Installing and Using the Keyboard

The **TigrinyaErPowerPack7.exe** file contains the **Tavultesoft Keyman** and font installer. To begin the installation:

1. Double click it and follow the installation instructions.
2. After successful installation you will find the **Tavultesoft Keyman** in your “**Programs**” menu. To start the keyboard software click:
Start > All Programs
> Tavultesoft Keyman Desktop Light 7.1
> Keyman Desktop Light 7.1
3. Click the  icon on the right bottom of your taskbar.
4. Select the  icon from the pop-up menu that appears.
5. Select an Ethiopic font and begin typing.